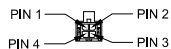


VIEW A



4-PIN MALE MATING FACE

PIN #	DESCRIPTION
1	5V
2	232-RX
3	232-TX
4	GND

VIEW B



6-PIN MALE MATING FACE

PIN #	DESCRIPTION
1	TX-
2	TX+
3	12V
4	RX-
5	RX+
6	GND

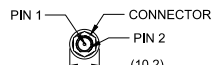
VIEW C



4-PIN MALE MATING FACE

PIN #	DESCRIPTION
1	12V
2	GND
3	AUDIO
4	VIDEO

VIEW D



2-PIN FEMALE MATING FACE

PIN #	DESCRIPTION
1	DATA AND 3V-6V
2	GND

VIEW E



4-PIN MALE MATING FACE

PIN #	DESCRIPTION
1	CAN-H
2	120R
3	GND
4	CAN-L

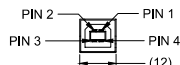
VIEW F



4-PIN MALE MATING FACE

PIN #	DESCRIPTION
1	N.C
2	N.C
3	GND
4	12V
5	485-B
6	485-A

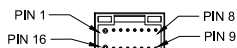
VIEW H



4-PIN FEMALE MATING FACE

PIN #	DESCRIPTION
1	+5V
2	USB DATA -
3	USB DATA +
4	GND

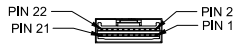
VIEW I



16-PIN MALE MATING FACE

PIN#	DESCRIPTION
1	12V / 24V
2	12V / 24V
3	IGNITION
4	12V
5	GND
6	VIDEO
7	AUDIO
8	N.C
9	N.C
10	N.C
11	GND
12	N.C
13	N.C
14	N.C
15	GND
16	GND

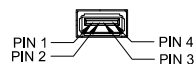
VIEW G



22-PIN MALE MATING FACE

PIN#	DESCRIPTION
1	INPUT - 1
2	5V
3	INPUT - 2
4	GND
5	INPUT - 3
6	485A-1
7	INPUT - 4
8	485B-1
9	INPUT - 5
10	GND
11	INPUT - 6
12	485A-2
13	INPUT - 7
14	485B-2
15	INPUT - 8
16	OUTPUT - 1
17	SPEED SIGNAL
18	OUTPUT - 2
19	SPEED GND
20	GND
21	GND
22	12V OUT

VIEW J

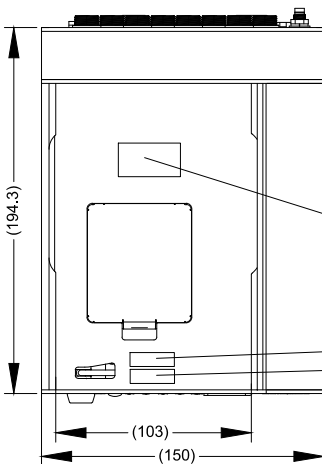


4-PIN FEMALE MATING FACE

PIN #	DESCRIPTION
1	+5V
2	USB DATA -
3	USB DATA +
4	GND

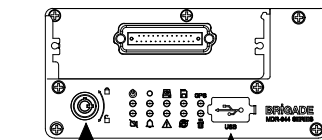
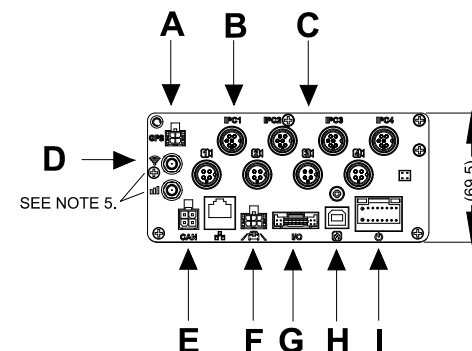
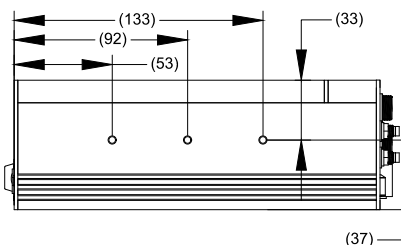
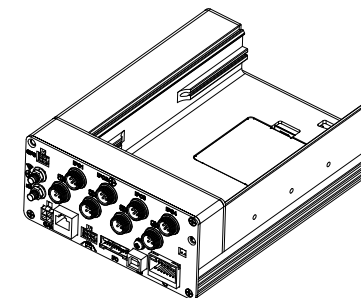
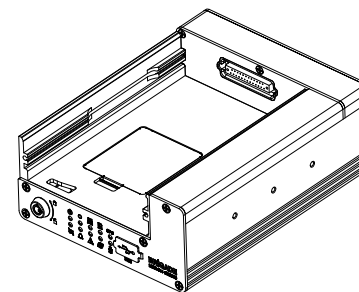
Revision Notes.

APA: _____ Drawn: _____ Checked: _____ Approved: _____ Date: _____




PRODUCT LABEL LOCATION

SERIAL NUMBER LABEL LOCATION
IMEI NUMBER LABEL LOCATION
(APPLICABLE FOR MDR MODELS THAT CONTAIN 3G/4G MODULES)



SECURITY LOCK



ITEM	PART NUMBER	QTY	MODEL NUMBER	DESCRIPTION
A	6610	1	MDR-644-DS	MDR 600 4 ANALOGUE CHANNELS, 4 IP CHANNELS DOCKING STATION, 64GB SD CARD
B	6611	1	MDR-644G-DS	MDR 600 4 ANALOGUE CHANNELS, 4 IP CHANNELS DOCKING STATION WITH 4G, 64GB SD CARD
C	6612	1	MDR-644GW-DS	MDR 600 4 ANALOGUE CHANNELS, 4 IP CHANNELS DOCKING STATION WITH 4G & WIFI, 64GB SD CARD
D	6613	1	MDR-644G-DS(NA)	MDR 600 4 ANALOGUE CHANNELS, 4 IP CHANNELS DOCKING STATION WITH 4G, 64GB SD CARD - NA
E	6614	1	MDR-644GW-DS(NA)	MDR 600 4 ANALOGUE CHANNELS, 4 IP CHANNELS DOCKING STATION WITH 4G & WIFI, 64GB SD CARD - NA

- NOTES:**
- REFERENCE INSTRUCTION MANUAL FOR FUNCTIONALITY.
 - FOR ALL LABELS AND PACKAGING REFER TO MASTER BOM.
 - VARIOUS SYSTEM OPTIONS A TO E CONTAIN RELEVANT COMPONENTS.
 - FINISH: GUNMETAL GREY.
 - MOBILE NETWORK AND WIFI CAPABILITIES DEPEND ON MODEL AND AVAILABILITY.
 - ANY CUSTOMER MODIFICATION OF THIS PRODUCT CAUSING SUBSEQUENT FAILURE IS NOT A LIABILITY OF BRIGADE ELECTRONICS GROUP PLC.

PROPRIETARY NOTICE

THIS DESIGN AND TECHNICAL INFORMATION APPEARING ON THIS DRAWING IS THE PROPERTY OF BRIGADE ELECTRONICS, AND IS DISCLOSED IN CONFIDENCE. IT IS NOT TO BE COPIED, REPRODUCED, REVEALED TO OR EXPROPRIATED BY OTHERS, EITHER IN WHOLE OR IN PART WITHOUT THE EXPRESS WRITTEN CONSENT OF BRIGADE ELECTRONICS.

BRIGADE
www.brigade-electronics.com

Assembly Pl Approval POLLY BU	Approved by G. PAUL	Checked by F. ADEMUJIMI	Drawn by S. ZHANG
Angle of Projection 	Units mm	Scale N/A	Released 22/11/21
Status RELEASED	MDR-644XX-DS		
Part No VARIOUS	BE-004575-00-21		